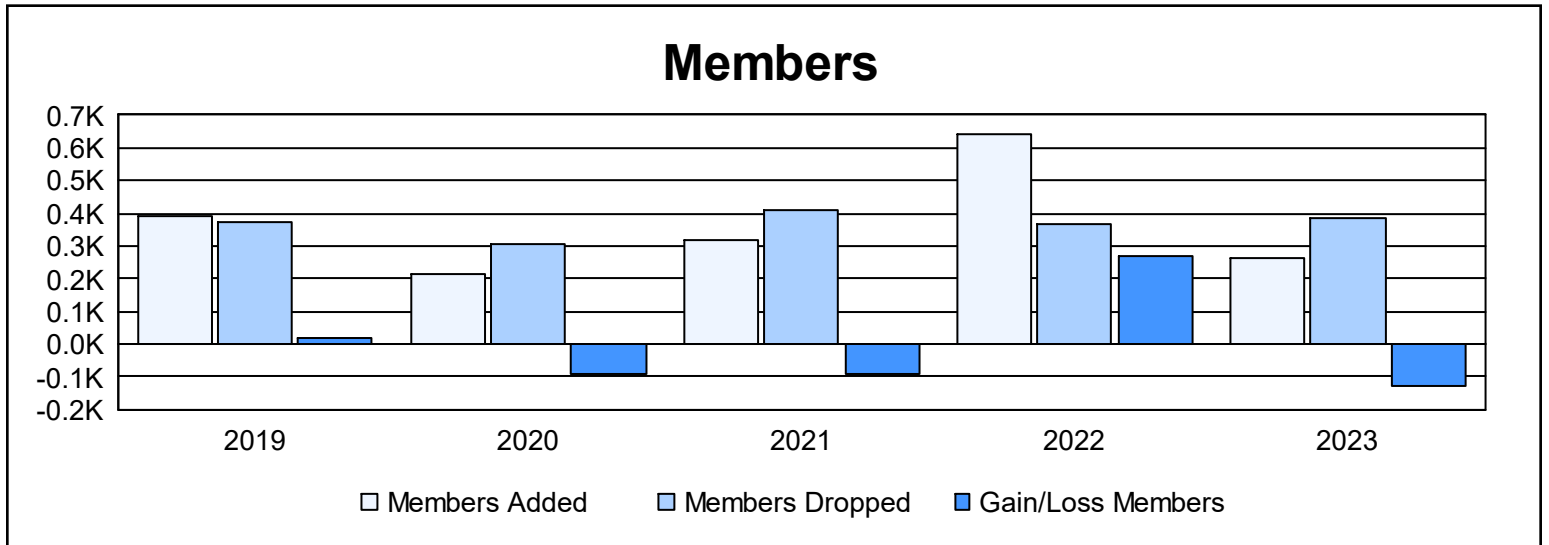
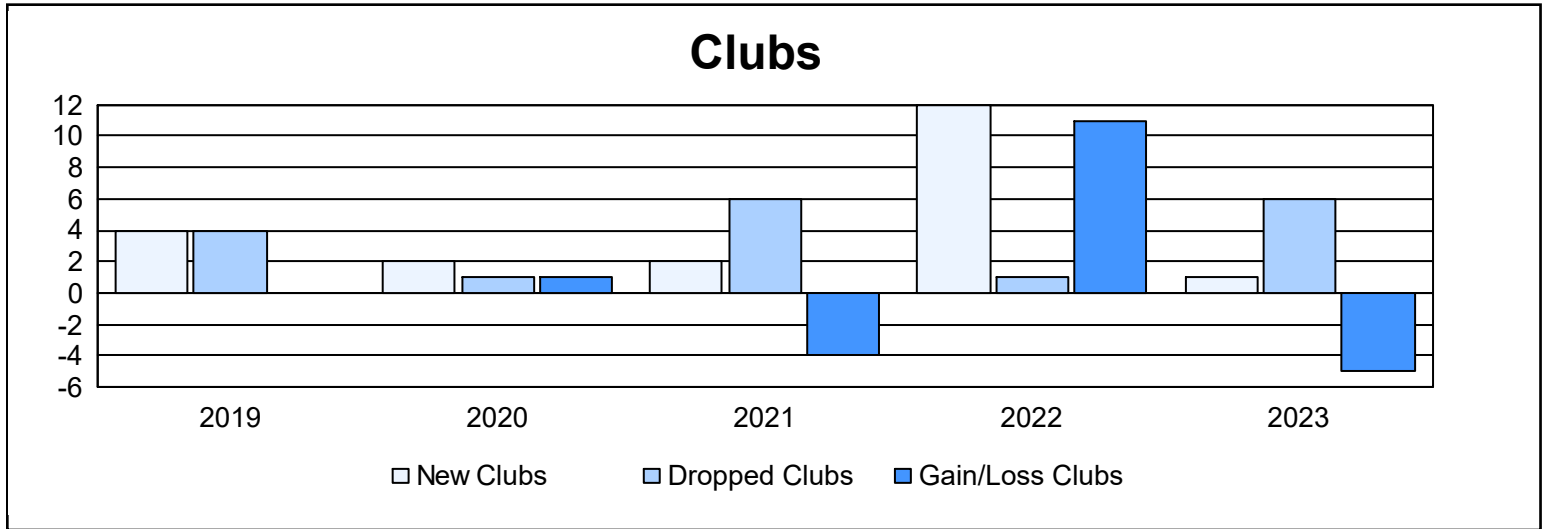
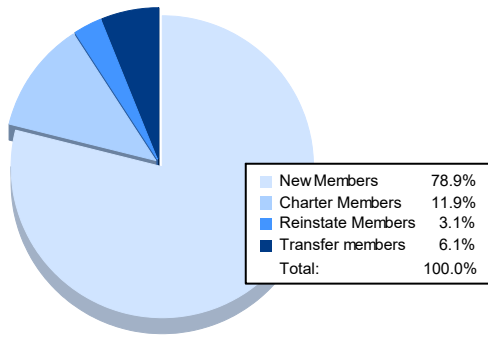


| Year | New Clubs | Dropped Clubs | Gain/ Loss Clubs | New Members | Charter Members | Reinstate Members | Transfer Members | Total Member Added | Total Members Dropped | Gain/ Loss Members |
|----------------|-----------|---------------|------------------|-------------|-----------------|-------------------|------------------|--------------------|-----------------------|--------------------|
| 2018-2019 | 4 | 4 | 0 | 214 | 127 | 32 | 20 | 393 | 376 | 17 |
| 2019-2020 | 2 | 1 | 1 | 137 | 61 | 4 | 12 | 214 | 306 | -92 |
| 2020-2021 | 2 | 6 | -4 | 203 | 66 | 11 | 35 | 315 | 407 | -92 |
| 2021-2022 | 12 | 1 | 11 | 298 | 319 | 11 | 11 | 639 | 367 | 272 |
| 2022-2023 | 1 | 6 | -5 | 206 | 31 | 8 | 16 | 261 | 387 | -126 |
| Average | 4 | 4 | 1 | 212 | 121 | 13 | 19 | 364 | 369 | -4 |



Membership Composition June 2023 Cumulative



Gender Composition June 2023 Cumulative

